

PIVOTING PALLET FILLING EQUIPMENT ELEMENTRA[®] 26



e POWER



ELEMENTRA® 26

Thanks to extensive peripherals, the ELEMENTRA® 26 meets the special requirements of the filling products and the respective environment. New features provide for even more accuracy and sustainability.

The new touch panel including the FEIGE web HMI offers an intuitive design for high operating comfort. This FEIGE equipment version is particularly efficient, **POWER** with pneumatically driven components being designed electrically, thus saving cost-intensive compressed air.

FEIGE **POWER**
= Electric lifting unit

1 Base height adjustment

- With continuously adjustable base height adjustment for changing over to different container heights

2 Lifting unit

- Sturdy double-acting pneumatic actuator or servo motor with threaded spindle
- No compressed air or power supply – no lowering of valve (passive brake)
- Special design for aggressive products
- With-surface filling possible

3 Actuator for opening and closing the filling valve

- 2-stage push-type for coarse fill and adjustable fine fill
- Optionally, continuous adjustment
- Stainless steel quick-change holder of filling valve for quick replacement of the valve with lance

4 Fill level and status indication

- Interactive operation by means of LED display in the control box door
- Weight-controlled fill level indicator

5 WEB HMI

- Alarm-related help texts with photos, videos and comment function
- Intuitive design
- Operation like a smartphone
- 15.6" multi touch screen
- Full HD display
- Comprehensive management of recipes and orders
- FDA-compliant user administration
- Logbook (optional)
- Web-based system

6 Large control box

- High flexibility due to machine control S7-1500
- Integrated pneumatic control

7 Stainless steel/acid protection coating

- Stainless steel design elements at the control box with high-quality acid protection coating

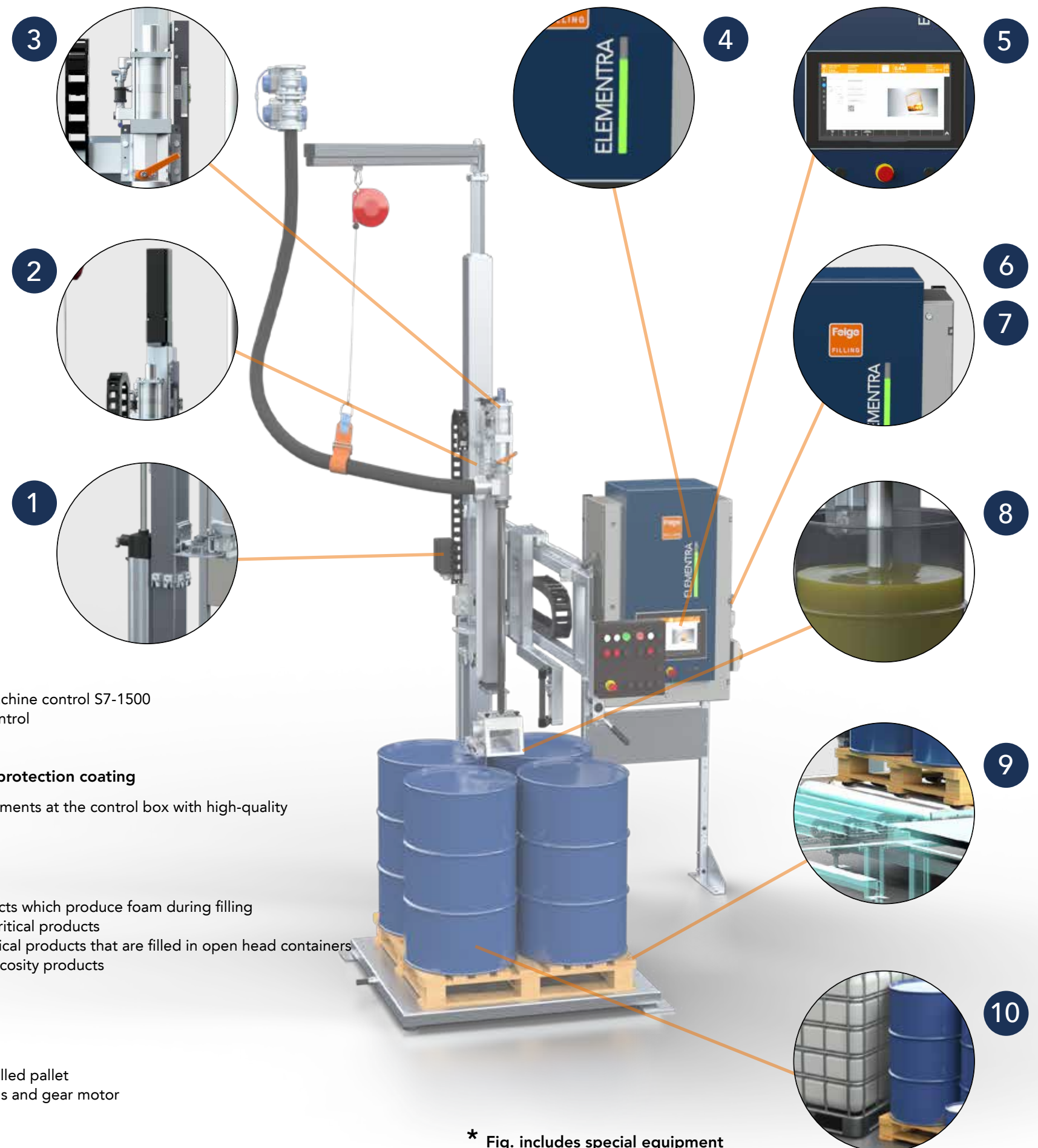
8 Filling modes

- Below-surface, for products which produce foam during filling
- Below-bunghole, for uncritical products
- Above-surface, for uncritical products that are filled in open head containers
- With-surface, for high-viscosity products

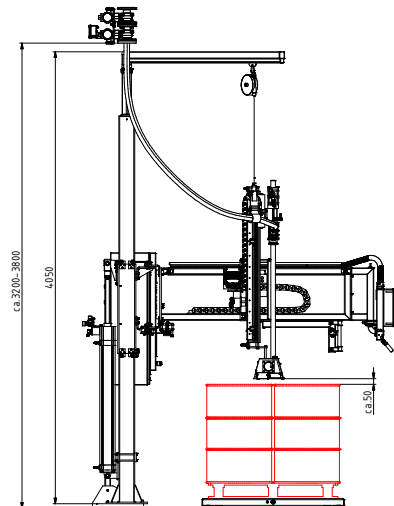
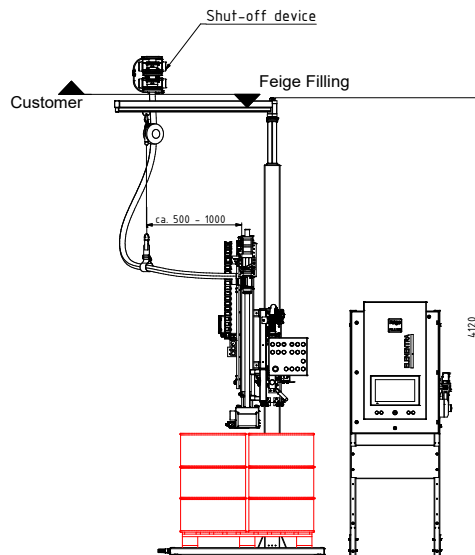
9 Palettenrollenbahn

- Driven
- Ergonomic transport of filled pallet
- All rollers driven by chains and gear motor

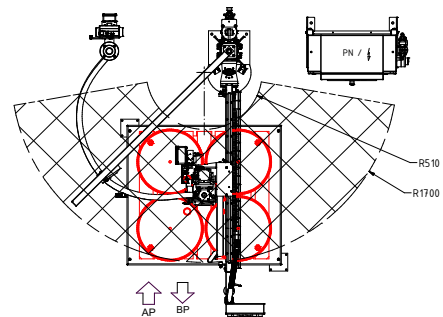
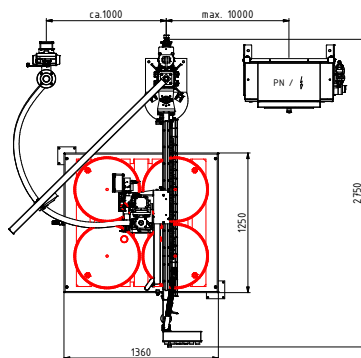
10 Different containers



* Fig. includes special equipment



Configuration example
(Specifications in mm)



TECHNICAL DATA

Power supply and Performance data	Degree of protection	IP55
	ATEX marking	Ex II 2G Ex h IIB T3 Gb
	Basic machine	230V or 3 ~ 400V, 50Hz
	Electric lifting unit	0.5 kVA
Air pressure:		5 bar dynamic
Air consumption	Pneumatic lifting unit	40 standard litres/drum for below-surface filling
		30 standard litres/drum for below-bunghole filling
	Electric lifting unit	2 standard litres/drum for below- and with-surface filling
		2 standard litres/drum for below-bunghole filling
Ambient temperature	+5 to + 35°C, optional 0 to 55°C with heating and air conditioning unit	
Product temperature	0 to 130°C	
Nominal output	50 to 60 drum/h depending on product flow	
Weighing ranges approved for verification	10 to 300 kg - increment 0.1 kg, to 1200 kg/1500 kg - increment 0.5 kg	
	40 to 600 kg - increment 0.2 kg, to 1500 kg - increment 0.5 kg	
	100 to 1500 kg - increment 0.5 kg, to 2000 kg - increment 1.0 kg	
Weight	Approx. 500 kg, according to version	
Product connection	Feige square flange, wide range of product hose selection	
External control	Dry contacts	2 (coarse/fine)
	Analogue signal	4-20mA (for product pump or pilot valve)